


All About Colors


Pre-K/K Pack: Part 1



Included in Part 1:

- My Color Book (4 variations for differentiated instruction)
- Color Word Cards (in color and in black/white)
- My Color Book (1-pg reader)
- Colorful Pointers
- Lacing Cards
- Building Color Words
- Rhyming Word Sort with BLUE
- Roll-a-Color (with pictures only or with pictures and color words)

See some of these
activities in action &
download Part 2 [HERE](#).




Clip art by:



All About Colors Pre-K/K Pack
©2015 All Rights Reserved.
www.thisreadingmama.com

Terms of Use: This free printable pack was created for you to use at home with your child/students or with multiple children in a classroom/tutoring setting. Please **do not** sell, host, reproduce, giveaway, or store on any other site (including a blog, Facebook, 4Shared, Dropbox, etc.). Thank you!


My Color Book




www.thisreadingmama.com

All About Colors Pre-K/K Pack
Sight Words
my, is, and

Created by Becky @ thisreadingmama.com
©2015 All Rights Reserved.




My apple is red.




My pot is orange.



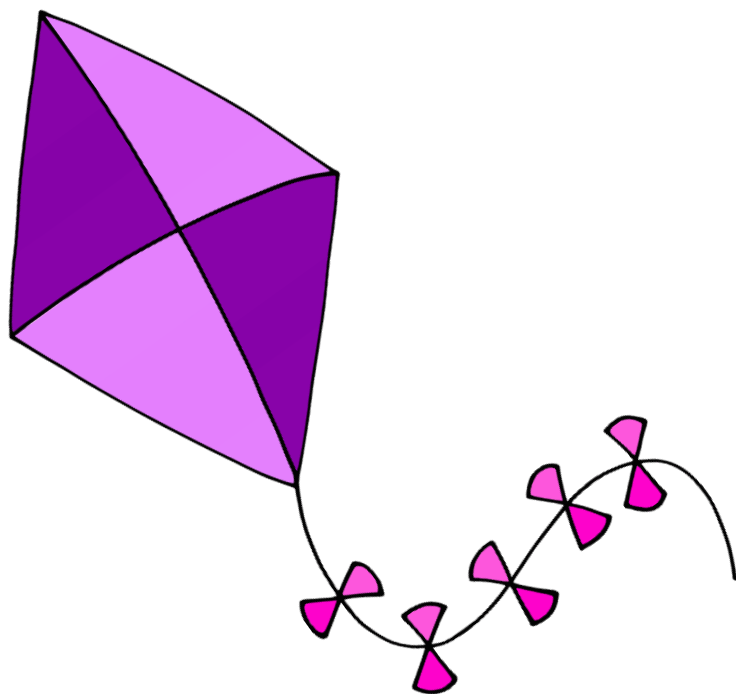
My bus is yellow.



My rug is green.




My fan is blue.



My kite is purple and pink.


My Color Book




www.thisreadingmama.com

All About Colors Pre-K/K Pack
Sight Words
my, is, and


Created by Becky @ thisreadingmama.com
©2015 All Rights Reserved.



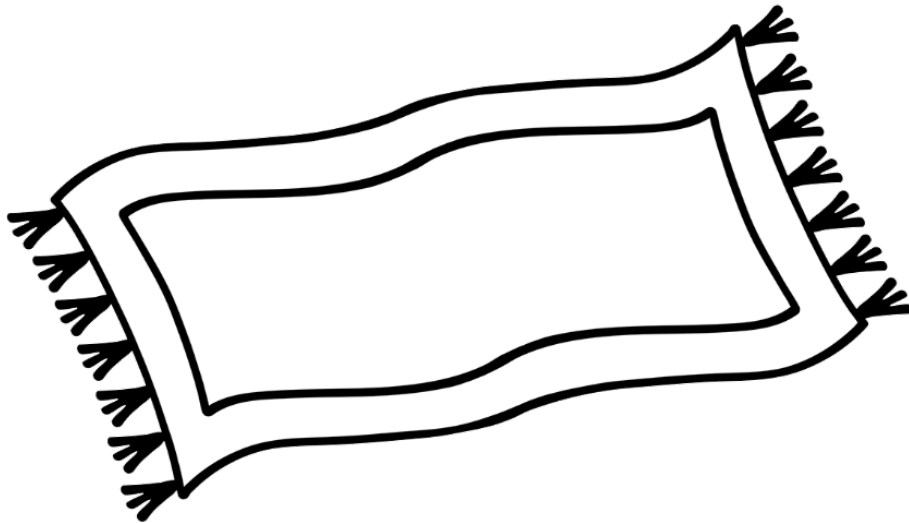
My apple is red.




My pot is orange.



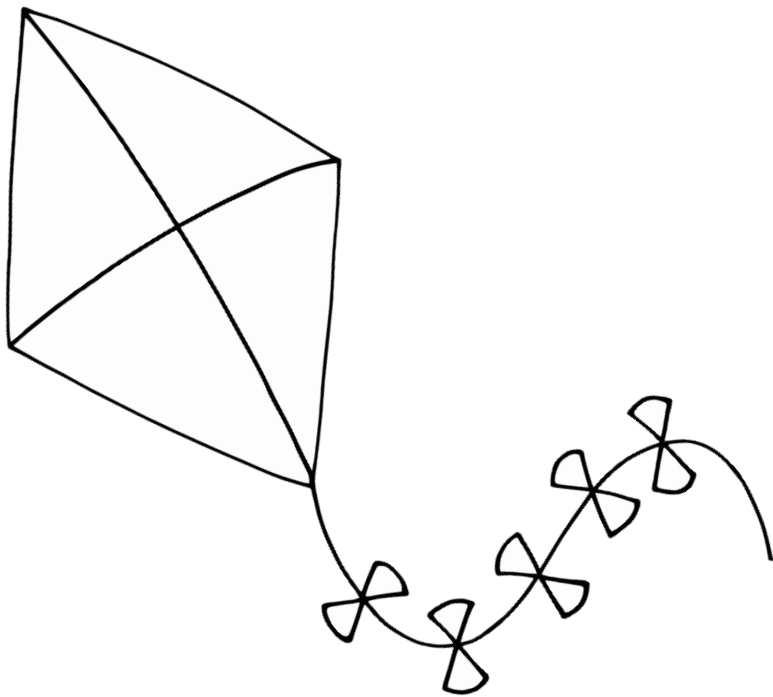
My bus is yellow.



My rug is green.




My fan is blue.



My kite is purple and pink.


My Color Book




www.thisreadingmama.com

All About Colors Pre-K/K Pack
Sight Words
my, is, and


Created by Becky @ thisreadingmama.com
©2015 All Rights Reserved.



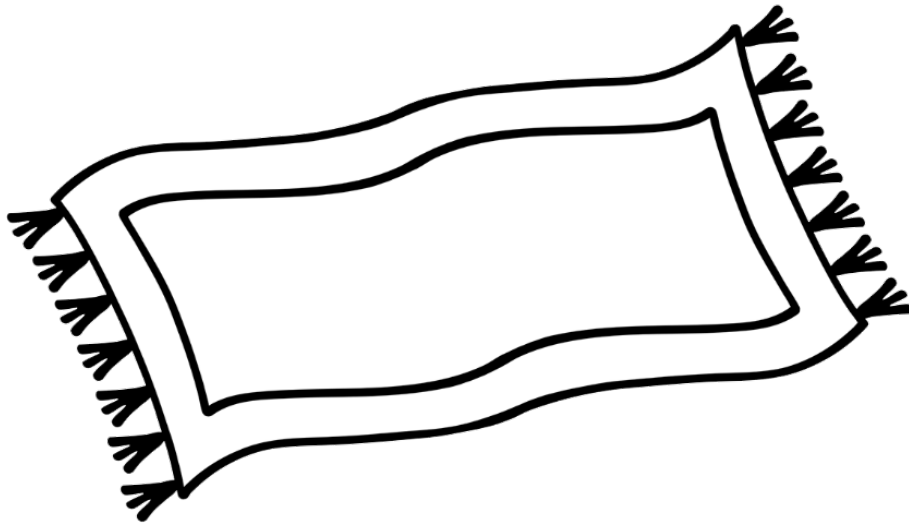
My apple is red.




My pot is orange.



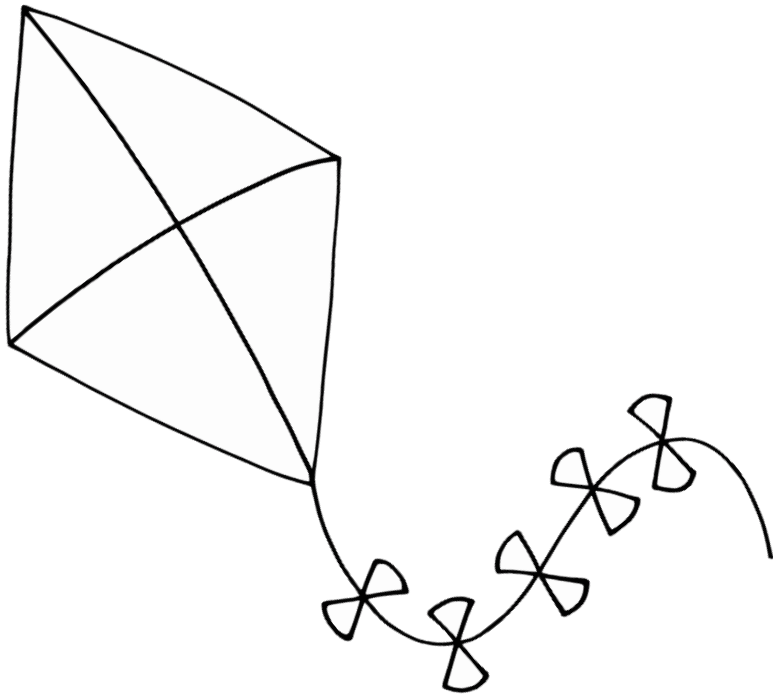
My bus is yellow.



My rug is green.




My fan is blue.



My kite is purple and pink.

My Color Book

a color and read book




www.thisreadingmama.com

All About Colors Pre-K/K Pack
Sight Words


my, is, and

Created by Becky @ thisreadingmama.com


©2015 All Rights Reserved.




My apple is _____.




My pot is _____.



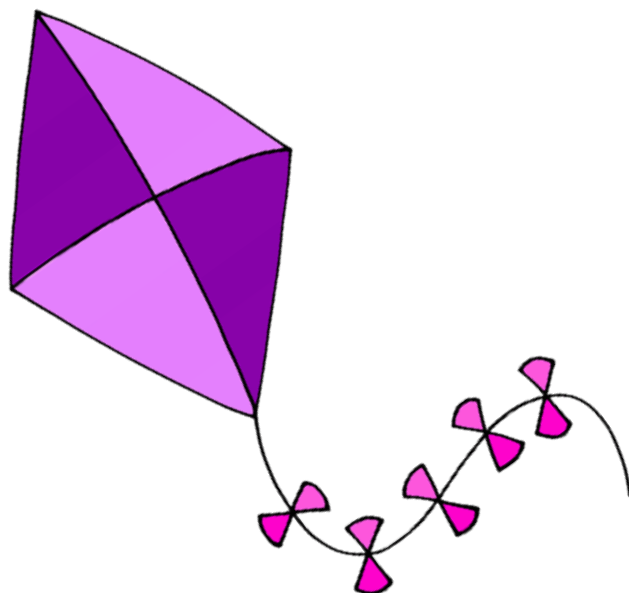
My bus is _____.



My rug is _____.



My fan is _____.



My kite is _____
and _____.

red

orange

yellow

green

blue

purple

pink

brown

black

gray

red

orange

yellow

green

blue

purple

pink

brown

black

gray

My Color Book

Full-Page Emergent Reader

My apple is red.




My pot is orange.



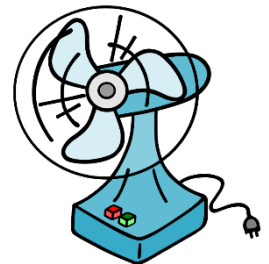
My bus is yellow.



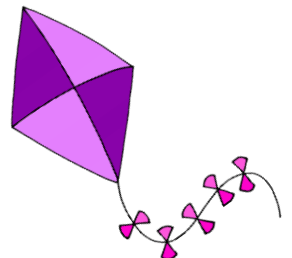
My rug is green.

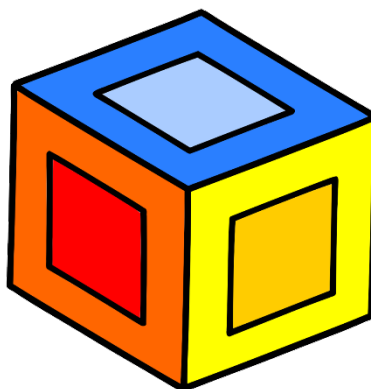





My fan is blue.




My kite is purple and pink.








Cut any of the pictures and attach to a popsicle stick, like this. The pointer can be used to point to the words as the child reads the emergent reader.



Print onto cardstock. Laminate, then hole-punch along the edges to make lacing cards.





Cut apart to build the color words.

r

www.thisreadingmama.com

e

d

o

www.thisreadingmama.com

r

a

n

g

e

y

www.thisreadingmama.com

e

l

Cut apart to build the color words.

l

o

w

g

r

e

www.thisreadingmama.com

e

n

b

www.thisreadingmama.com

l

u

e

Cut apart to build the color words.

p

www.thisreadingmama.com

u

r

p

l

e

b

www.thisreadingmama.com

r

o

w

n

p

www.thisreadingmama.com

Cut apart to build the color words.

i

n

k

b

l

a

www.thisreadingmama.com

c

k


g

www.thisreadingmama.com

r

a

y




www.thisreadingmama.com




www.thisreadingmama.com

rhymes
with
BLUE





does NOT
rhyme
with **BLUE**




www.thisreadingmama.com





www.thisreadingmama.com





2



Use a pocket chart, table top, or floor space to sort the pictures as:
rhymes with blue or doesn't rhyme with blue.

Lay down the blue crayon headers first. One at a time, name the image for your child. Help her decide if it rhymes or doesn't rhyme with BLUE. Place the images that rhyme around the blue crayon and the images that don't around the crayon with the slash through it.

Answers:

Rhymes with BLUE: glue, drew, shoe, moo, two, zoo

Doesn't Rhyme with BLUE: pot, bath, jam/jelly, fish, skunk, chick

Roll-a-Color




Prep Work:

Print off pictures onto cardstock, cut out, and insert into photo stacking cubes (find these [here](#)). If you do not have cubes, you can make your own with dice with a cardboard box (such as a Priority Mail box). You can also adapt this activity without cubes.



How to Play:

Players take turns rolling the two dice. Players tell what color the objects are and if the colors match. There are two versions: 1- Use pictures only with both dice or 2- use pictures in the 1st die and the color word in the 2nd die.


1st Die Inserts






1st Die Inserts



2nd Die Picture Inserts





red

orange

yellow

green

blue

purple